


Drex

Getting Started

YOUR PRESCRIPTION DRUG BENEFITS



04.22.25

Table of Contents

Welcome to Drex*i* 3

User Account 4

 - Enrollment

Drug Search 6

 - Drex*i* Knows...

 - Pro Tip

Predictive Search 7

 - Search Alerts

 - Membership Services

Welcome to Drex!

We're bringing transparency to the healthcare industry and we're glad to have you with us. This guide will review the process to get your account linked to your member ID as well as highlight some features that you may find helpful. Should you have any questions, your account is available 24 hours a day at www.drex.com and our support team is available via phone and email.

Drex Support	
Email	support@drex.com
Phone Number	844.728.3479
Hours	Monday - Friday: 5am - 6pm Saturday: 8am - 12pm *MST

For a sample listing of medications and cost structure, click [here](#) to view the Preferred Drug Listing with a sample of 800+ medications that are **Tier 1**: \$0, along with a sample listing of medications that fall under three additional price tiers:

Tier 2: up to \$10

Tier 3: up to \$25

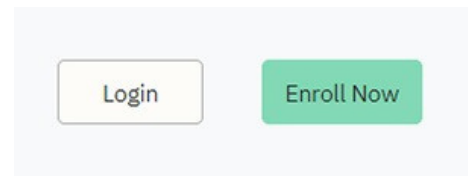
Tier 4: up to \$50

The Drex portal has the most up to date and accurate pricing information. Follow the steps below to create your account and login to see pricing for all prescription medication and local pharmacies.

DREXI USER ACCOUNT

Your member ID is your ticket to savings. In order to see specific pharmacy pricing, you'll need to create a user account and link your member ID. Each member and dependent will have a separate user account and login. To create an account and link your membership, follow these steps:

STEP 1: Go to www.drex.com on your PC or mobile device and select "Enroll Now"


A black smartphone displaying the "Create an Account" web form. The form has a title "Create an Account" and a sub-header "Start choosing your pharmacy on your terms. See where you can save more by being a Drex member." It includes input fields for "Email Address", "Confirm Email Address", "Password", "Confirm Password", "Zip Code", and "Phone Number". Below these fields are three radio button options: "I have a membership card from my employer or primary subscriber." (which is selected), "I would like to sign up for a membership.", and "I just want to see the drug prices at my local pharmacies." At the bottom of the form is a green "Create Account" button.

STEP 2: Enter and confirm your email address, password, phone number, and zip code, then select **"I have a membership card from my employer or primary subscriber"**

STEP 3: Select "Create Account" - an automated email will be sent to you to validate your email.

DREXI USER ACCOUNT

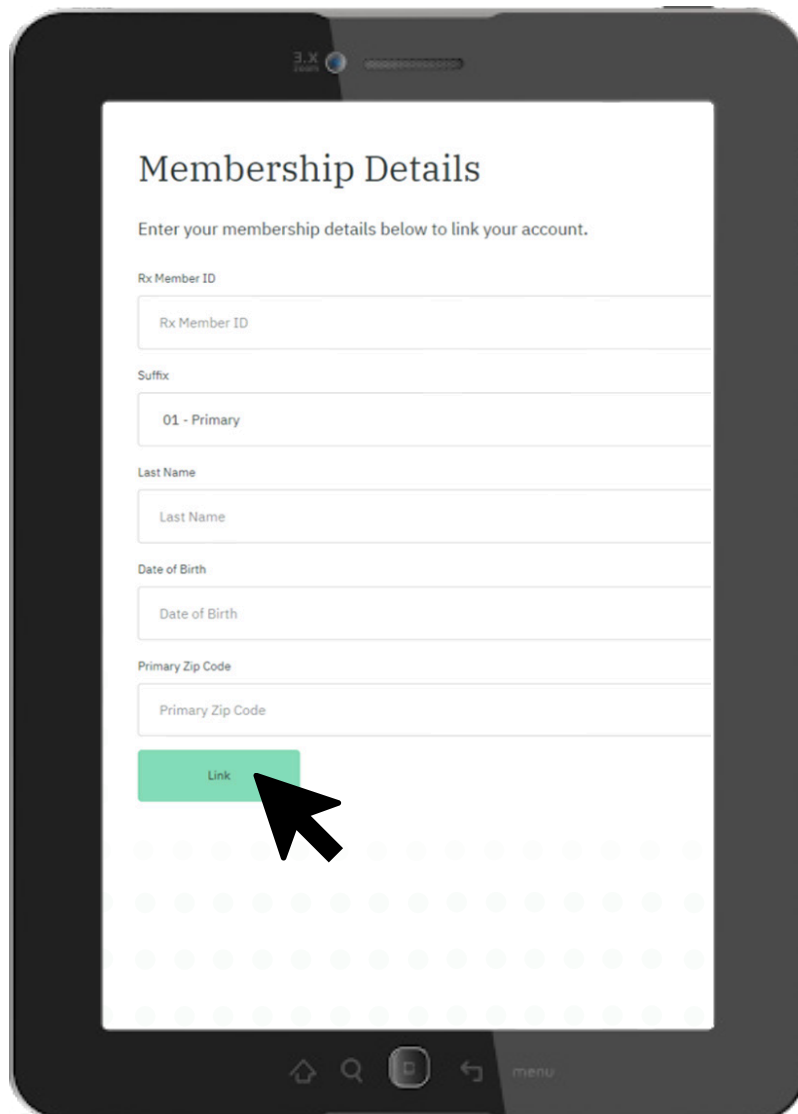
STEP 4: Click the link in the email to validate and login to Drexi with the email and password you registered.

STEP 5: Enter your prescription Member ID from your card.

STEP 6: Choose the member suffix that you've been assigned, also on your card.

STEP 7: Verify your last name, date of birth, and zip code.

STEP 8: Select "Link" and you are ready to put Drexi to work!



The image shows a tablet screen with the 'Membership Details' form. The form has the following fields: 'Rx Member ID', 'Suffix' (with '01 - Primary' selected), 'Last Name', 'Date of Birth', and 'Primary Zip Code'. At the bottom of the form is a green button labeled 'Link'. A black cursor arrow points to the 'Link' button. The background of the tablet screen is white, and the tablet itself is dark grey. The background of the entire page is white with a light green dotted pattern.

DREXI DRUG SEARCH

One of the most powerful features of Drex*i* is the Drug Search functionality. This feature will not only allow you to search for your prescription medication and find the best price, but it also does a lot more than that!

Drex*i* Knows...

Your Cost Per Prescription:

Drex*i* Drug Search knows what you will pay, prior to going to the pharmacy.

Your Location:

With your address on file with Drex*i*, or you allow location services in your browser, Drug Search will automatically provide you with results in your area. This allows you to easily find the best price for you at home, work, or when traveling.

Pharmacy Prices:

Drex*i* will show you all of the results in your area and provide you with recommendations based on the combination of price and distance. The choice is yours!

Drug Equivalents:

Maximizing your savings is what Drex*i* does best. If there is a generic drug alternative available, Drex*i* will suggest it for you! If you need the specific brand, you have the option to select that in the "Drug Type" menu on the search results page.

Multiple avenues to fill a prescription:

Drex*i* lets you see if there are coupons, mail order options, or other ways to fill your prescription.



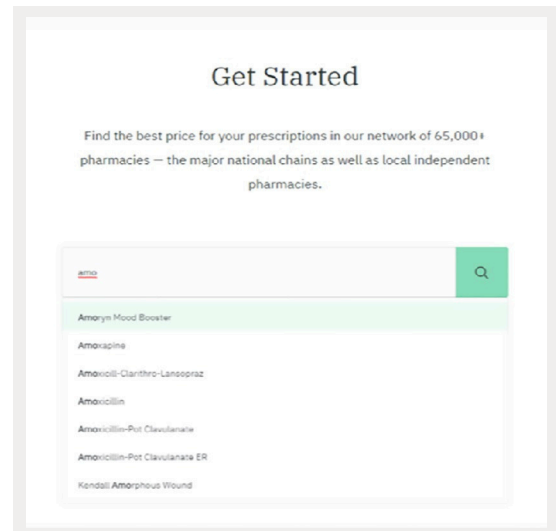
PRO TIP!

Work with your physician.

You can login to Drex*i* while you are with your physician. This can help you decide which manufacturer's drugs and pharmacy to utilize. You can work together to see if a generic alternative may be right for you, or if there are other options to minimize your out-of-pocket costs.

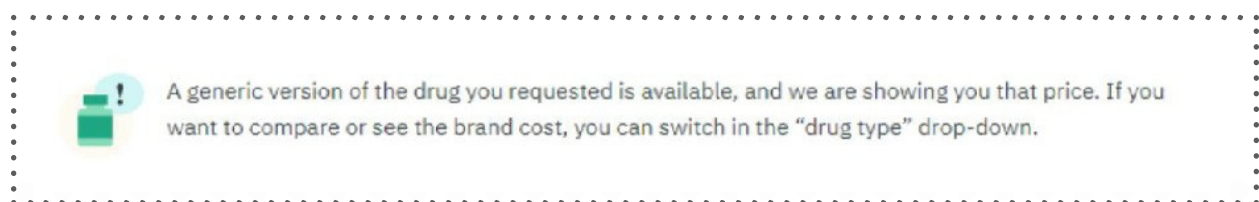
PREDICTIVE SEARCH

Drex uses predictive search to help you find the drug you are looking for. Simply start typing and you can select from the list.



Search Alerts

Drex's application can provide you with a number of alerts when searching. These alerts include generic bio-equivalent recommendations as well as a variety of other options. These messages are displayed in the search screen for you to review. Here is one example:



Membership Services

Your membership information is available 24 hours a day via the Drex online application. It includes access to your benefit information, including your prescription membership card. Our support team is ready to assist you should you need any assistance.

